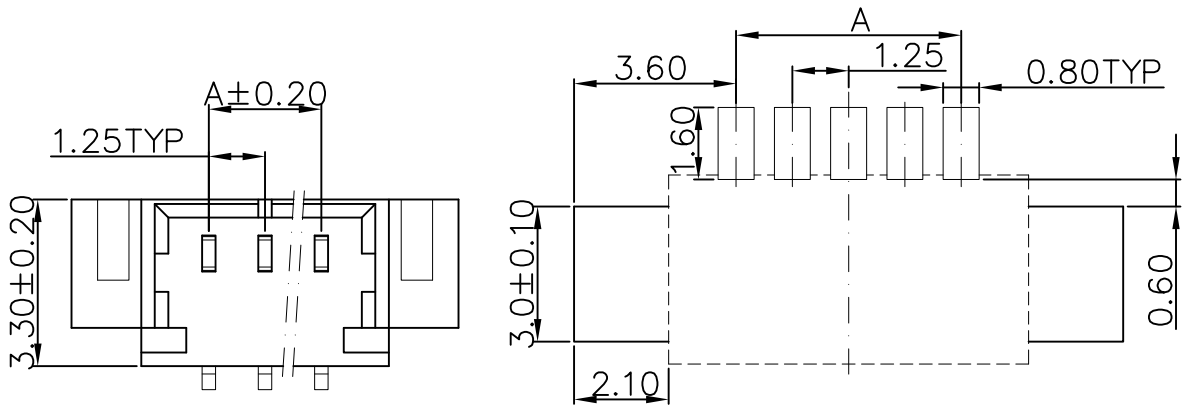


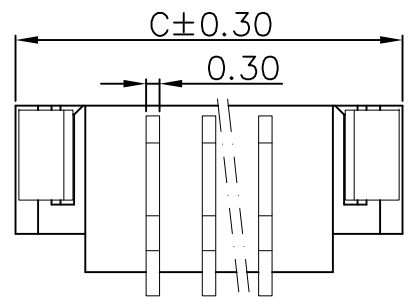
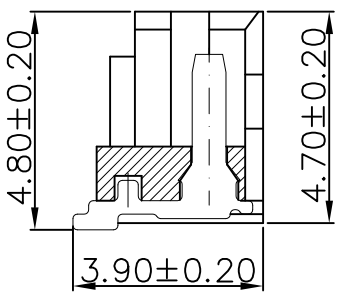
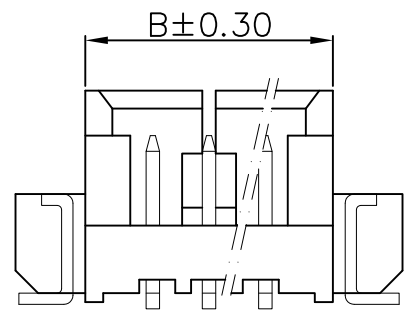
1 2 3 4 5 6 7 8 9 10

A  
B  
C  
D  
E  
F  
G

A  
B  
C  
D  
E  
F  
G



PCB LAYOUT



SPECIFICATIONS

Voltage rating: 125V AC, DC  
 Current rating: 1A, AC, DC (AWG#26)  
 Withstanding voltage: 500V AC/minute  
 Insulation resistance: 100M Ω min  
 Temperature range: -40°C - +85°C  
 Contact resistance: 20m Ω max

WAFER

Part No. :SCT1251WV-S-XXP  
 Poles:2-16  
 Material:Nylon 9T, UL94V-0  
 Contact:Phosphor Bronze  
 Solder Tabs:Phosphor Bronze

PART NO	DIMENSION		
	A	B	C
SCT1251WV-S-02	1.25	4.25	7.35
SCT1251WV-S-03	2.50	5.50	8.60
SCT1251WV-S-04	3.75	6.75	9.85
SCT1251WV-S-05	5.00	8.00	11.10
SCT1251WV-S-06	6.25	9.25	12.35
SCT1251WV-S-07	7.50	10.50	13.60
SCT1251WV-S-08	8.75	11.75	14.85
SCT1251WV-S-09	10.00	13.00	16.10
SCT1251WV-S-10	11.25	14.25	17.35
SCT1251WV-S-11	12.50	15.50	18.60
SCT1251WV-S-12	13.75	16.75	19.85
SCT1251WV-S-13	15.00	18.00	21.10
SCT1251WV-S-14	16.25	19.25	22.35
SCT1251WV-S-15	17.50	20.50	23.60
SCT1251WV-S-16	18.75	21.75	24.85

					OPERATION	DRAW	Micky.Liu	2006/05/02	SCALE		森康达电子有限公司 SCONDAR ELECTRONIC LIMITED	
					~ 10 ±0.15	DESIGN			UNIT	mm		
					20 ~ 30 ±0.30	CHECK	Judy.Huang	2006/05/02	SIZE	A4	PART NO.	SCT1251WV-S-XXP
0	05/12/27		NEW		30 ~ ±0.50	APPROVE	Hellen.Li	2006/05/02	SHEET	1/1	TITLE:	MX1.25 180C SMT WAFER
REV	DATE		MODIFICATION DESCRIPTION	CHANGE	APPROVE	APPROVE	Hellen.Li	2006/05/02	PROJ.		DRAWING NO.	SCT1251

1 2 3 4 5 6 7 8 9 10