

P.C.B. LAYOUT

SPECIFICATIONS

Voltage rating: 150V AC, DC  
 Current rating: 1A, AC, DC (AWG#28)  
 Withstanding voltage: 500V AC/minute  
 Insulation resistance: 500MΩ/min  
 Temperature range: -40°C - +85°C  
 Contact resistance: 20mΩ max

WAFER

Part No.: SCT11253WR-S-XXP  
 Poles: 2-30  
 Material: Nylon 9T, UL94V-0  
 Pin: Brass, Tin plated  
 Solder Tabs: Brass, Tin plated

PART NO.	Dimensions	
	A	B
SCT1253WR-S-03P	2.50	8.95
SCT1253WR-S-04P	3.75	9.95
SCT1253WR-S-05P	5.00	11.20
SCT1253WR-S-06P	6.25	12.45
SCT1253WR-S-07P	7.50	13.70
SCT1253WR-S-08P	8.75	14.95
SCT1253WR-S-09P	10.00	16.20
SCT1253WR-S-10P	11.25	17.45
SCT1253WR-S-11P	12.50	18.70
SCT1253WR-S-12P	13.75	19.95
SCT1253WR-S-13P	15.00	21.20
SCT1253WR-S-14P	16.25	22.45
SCT1253WR-S-15P	17.50	23.70
SCT1253WR-S-20P	23.75	29.95
SCT1253WR-S-25P	30.00	36.20
SCT1253WR-S-30P	36.25	42.45

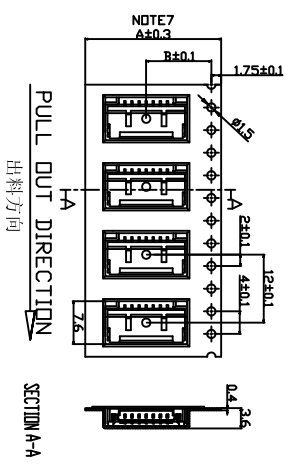
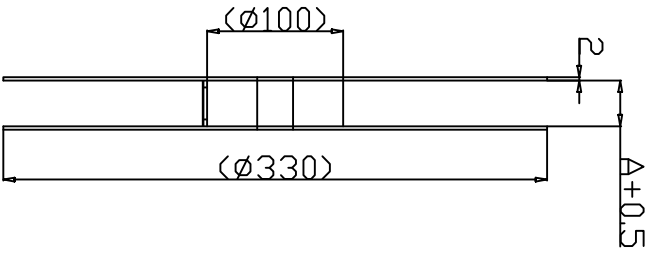
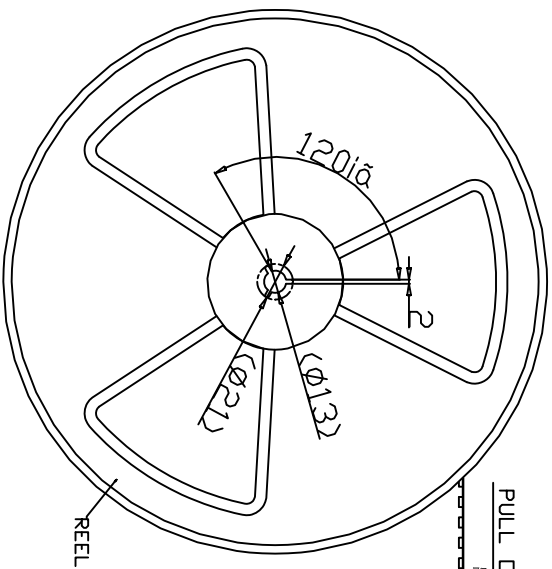
**SCONDAR** 森康达电子有限公司  
 SCONDAR ELECTRONIC LIMITED

SCALE  
 UNIT mm  
 SIZE A4

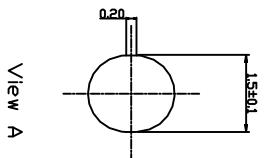
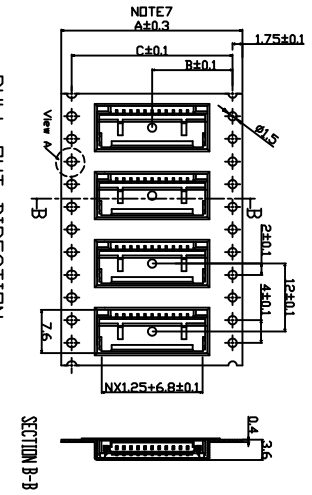
PART NO. SCT1253WR-S-XXP  
 TITLE: DF14 1.25 SMT 90C WAFER

REV	DATE	MODIFICATION DESCRIPTION	CHANGE	APPROVE	OPERATION	DRAW	Judy Luo	05/12/25	SCALE	UNIT	mm	PART NO.	DF14 1.25 SMT 90C WAFER
0	05/12/27	NEW			~ 10 20 ~ 30 30 ~	DESIGN	Micky	05/12/25	SHEET	1/1		SCT1253	

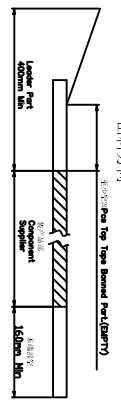
1 2 3 4 5 6 7 8 9 10



宽度: 16mm/24mm 载体



- Note:
- 1.Sprocket holes pitch cumulative tolerance  $\pm 0.1$ (Accumulative Pitch  $\pm 0.2$ )
  - 2.Carrier camber is within 1mm in 100mm.
  - 3.Number of connectors: 1500 or 2000Pcs/REEL
  - 4.All dimensions meet EIA-481-2-A requirements.
  - 5.Thick ness:  $0.4 \pm 0.05$ mm.
  - 6.Material of top fape: PET, PE, PEP
  - 7.Material of carrier fape: Polystyrene
  - 8.For tape width (dimension A) 16mm and 24mm a pilot hole is provided on one side. For tape width (dimension A) 32mm and 44mm pilot holes are provided on both sides.



载体带头及带尾尺寸:  
Lead tape length



载体上下带剥离强度: 0.1N--1.3N(K10g--130g)  
Peeling off force of top tape: 0.1N--1.3N(K10g--130g)

尺寸	Size
A	7.5
B	11.5
C	28.4
	14.2
	20.2
	40.4
	26.2
	52.4

REV	DATE	MODIFICATION DESCRIPTION	CHANGE APPROVE	OPERATION	DRAW	YANG	SCALE	PART NO.	TITLE:	DRAWING NO.
0	05/12/27	NEW		~ 10 20 ~ 30 30 ~	DESIGN	Micky	A4	SC1T253WR-S-XXPR	DF1.4 1.25 SMT 90C WAFER	SC1T253
1				± 0.15 ± 0.30 ± 0.50	CHECK	Allen	1/1			
				Angle DIM TOL	APPROVE					

SCONDAR 森康达电子有限公司  
SCONDAR ELECTRONIC LIMITED