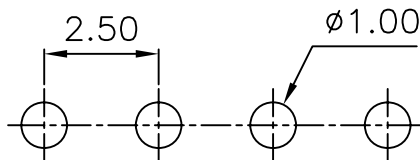
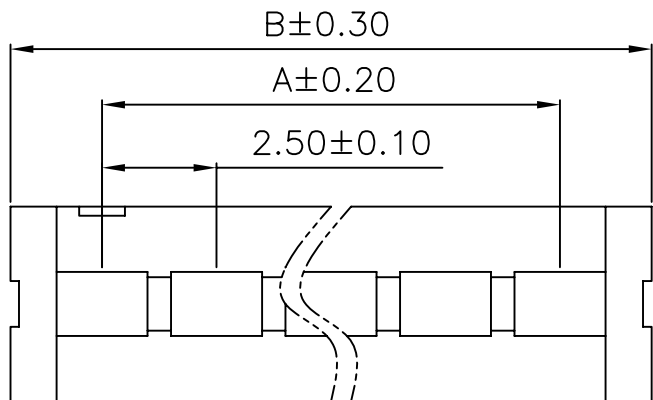



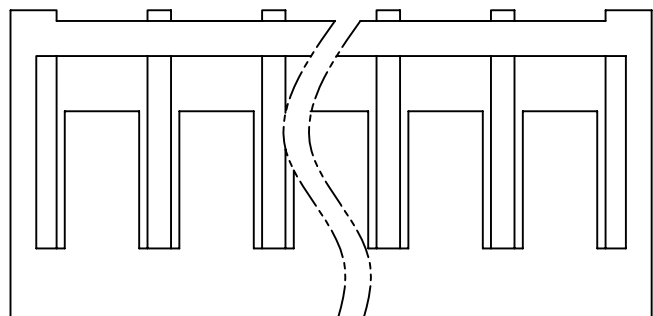
1 2 3 4 5 6 7 8 9 10

A  
B  
C  
D  
E  
F  
G

A  
B  
C  
D  
E  
F  
G



PCB LAYOUT





**SPECIFICATIONS**

Voltage Rating: 250V AC/DC  
 Current Rating: 2.5A AC/DC  
 Withstanding Voltage: 800V AC/minute  
 Insulation Resistance: 1000MΩ min.  
 Temperature Range: -25° C - +85° C  
 Contact Resistance: 20mΩ max

**HOUSING**

Part No: SCT2517HR-XXP  
 Poles: 2-16  
 Material: Nylon 66, UL94V-2

PART NO	DIMENSION	
	A	B
SCT2517HR-02	2.50	6.60
SCT2517HR-03	5.00	9.10
SCT2517HR-04	7.50	11.60
SCT2517HR-05	10.00	14.10
SCT2517HR-06	12.50	16.60
SCT2517HR-07	15.00	19.10
SCT2517HR-08	17.50	21.60
SCT2517HR-09	20.00	24.10
SCT2517HR-10	22.50	26.60
SCT2517HR-11	25.00	29.10
SCT2517HR-12	27.50	31.60
SCT2517HR-13	30.00	34.10
SCT2517HR-14	32.50	36.60
SCT2517HR-15	35.00	39.10
SCT2517HR-16	37.50	41.60

					OPERATION	DRAW	CHENA	05/12/28	SCALE		 森康达电子有限公司 SCONDAR ELECTRONIC LIMITED	
					~ 10 ±0.15	DESIGN			UNIT	mm		
					20 ~ 30 ±0.30	CHECK	MICKY	05/12/28	SIZE	A4	PART NO.	SCT2517HR-XXP
0	05/12/27				30 ~ ±0.50	APPROVE	HELLEN	05/12/28	SHEET	1/1	TITLE:	SCN2.5 90C HOUSING
REV	DATE	MODIFICATION DESCRIPTION	CHANGE	APPROVE	Angle DIM				PROJ.	 DRAWING NO.		SCT2517

1 2 3 4 5 6 7 8 9 10