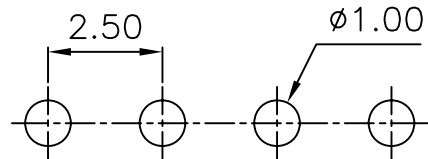
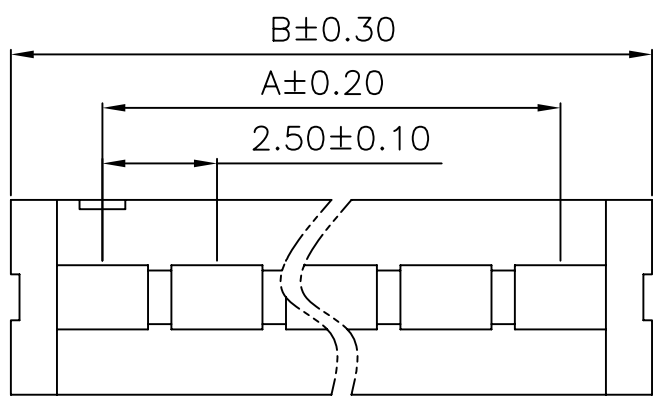


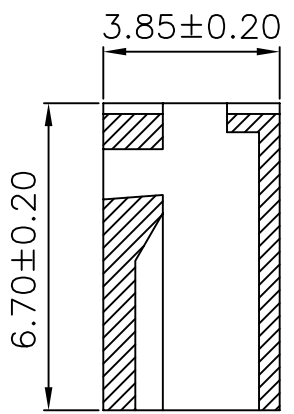
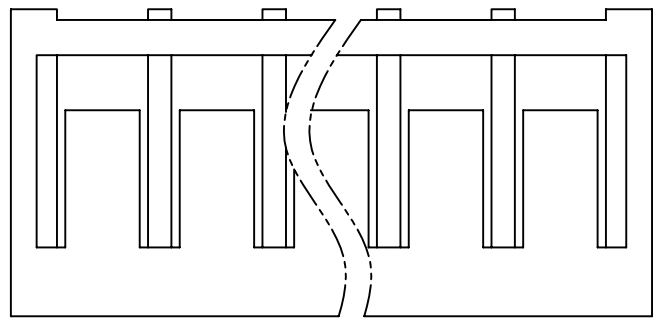
1 2 3 4 5 6 7 8 9 10

A
B
C
D
E
F
G

A
B
C
D
E
F
G



PCB LAYOUT



SPECIFICATIONS

Voltage Rating: 250V AC/DC
 Current Rating: 2.5A AC/DC
 Withstanding Voltage: 800V AC/minute
 Insulation Resistance: 1000MΩ min.
 Temperature Range: -25° C - +85° C
 Contact Resistance: 20mΩ max

HOUSING

Part No: SCT2517HV-XXP
 Poles: 2-16
 Material: Nylon 66, UL94V-2

PART NO	DIMENSION	
	A	B
SCT2517HV-02	2.50	6.60
SCT2517HV-03	5.00	9.10
SCT2517HV-04	7.50	11.60
SCT2517HV-05	10.00	14.10
SCT2517HV-06	12.50	16.60
SCT2517HV-07	15.00	19.10
SCT2517HV-08	17.50	21.60
SCT2517HV-09	20.00	24.10
SCT2517HV-10	22.50	26.60
SCT2517HV-11	25.00	29.10
SCT2517HV-12	27.50	31.60
SCT2517HV-13	30.00	34.10
SCT2517HV-14	32.50	36.60
SCT2517HV-15	35.00	39.10
SCT2517HV-16	37.50	41.60

					OPERATION	DRAW	CHENA	05/12/28	SCALE		森康达电子有限公司 SCONDAR ELECTRONIC LIMITED	
					~ 10 ±0.15	DESIGN			UNIT	mm		
					20 ~ 30 ±0.30	CHECK	MICKY	05/12/28	SIZE	A4	PART NO.	SCT2517HV-XXP
0	05/12/27				30 ~ ±0.50	APPROVE	HELLEN	05/12/28	SHEET	1/1	TITLE:	SCN2.5 180C HOUSING
REV	DATE	MODIFICATION DESCRIPTION	CHANGE	APPROVE	Angle ± 2° DIM TOL				PROJ.	DRAWING NO.		SCT2517

1 2 3 4 5 6 7 8 9 10

H